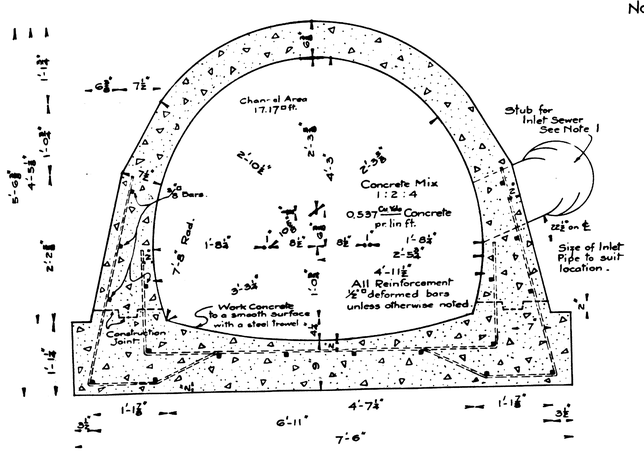

SECTION

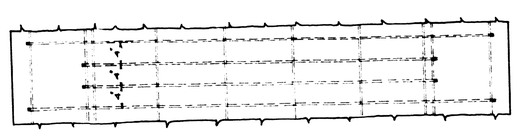

PLAN
Showing Reinforcement in Floor.

Scale :- 1" = 1'

NOTES:-

1- Insert full pipe length as shown, (or on opposite side), as required for stubs of inlet sewers other than at standard structures. Inclination down stream 45°. Trim pipe to fit inside of sewer.

2- Where a separate or detached portion of the sewer is built, or where the sewer is stopped off at the time, requiring a continuation of the sewer construction at some time in the future, ¾" ⌀ steel dowels, 36" long shall be placed in the end of shell of culvert, allowing the dowel to project 18" for future bonding. These dowels to be set 2" from the inside and outside faces of shell, at 10" alternate spaces - about.

Form a step in the ends of shell of culvert by a timber placed in the ends to allow for future bonding onto the present construction -

DETAIL OF

SEMI-ELLIPTICAL CONCRETE SEWER

FOR BACK-FILL OF 20 FEET
OR EQUIVALENT LOAD
OVER TOP OF SEWER.

SAN BERNARDINO
CALIFORNIA

Jan. 1928.

W. P. Burritt
City Engineer.

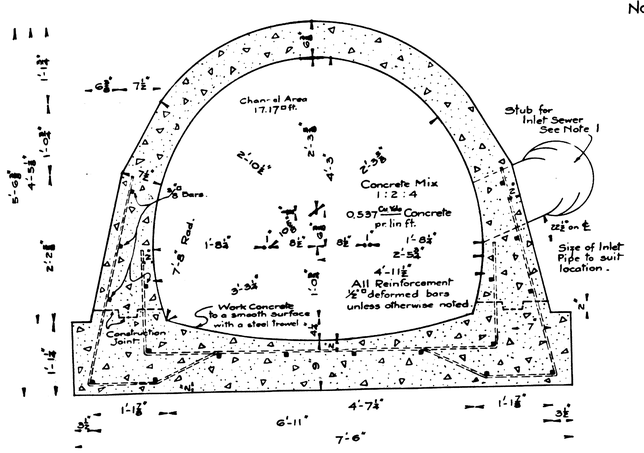

SECTION

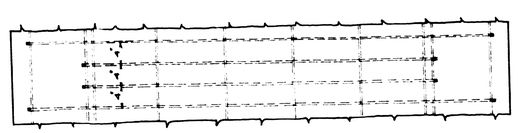

PLAN
Showing Reinforcement in Floor.

Scale :- 1" = 1'

NOTES:-

1- Insert full pipe length as shown, (or on opposite side), as required for stubs of inlet sewers other than at standard structures. Inclination down stream 45°. Trim pipe to fit inside of sewer.

2- Where a separate or detached portion of the sewer is built, or where the sewer is stopped off at the time, requiring a continuation of the sewer construction at some time in the future, ¾" ⌀ steel dowels, 36" long shall be placed in the end of shell of culvert, allowing the dowel to project 18" for future bonding. These dowels to be set 2" from the inside and outside faces of shell, at 10" alternate spaces - about.

Form a step in the ends of shell of culvert by a timber placed in the ends to allow for future bonding onto the present construction -

DETAIL OF

SEMI-ELLIPTICAL CONCRETE SEWER

FOR BACK-FILL OF 20 FEET
OR EQUIVALENT LOAD
OVER TOP OF SEWER.

SAN BERNARDINO
CALIFORNIA

Jan. 1928.

W. P. Burritt
City Engineer.